

How to join a WebEx Call

Go to <http://menominee.webex.com>

Enter in the Meeting ID

Join a Meeting ⓘ

1264418215

Join

Enter the Meeting Password

Meeting Number: 126 441 8215

.....

OK

Click the green "Join Meeting" button

test



Hosted by Edward Bowker

● 7:00 AM - 8:00 AM | Wednesday, Sep 9 2020 | (UTC-05:00) Central Time (US & Canada)

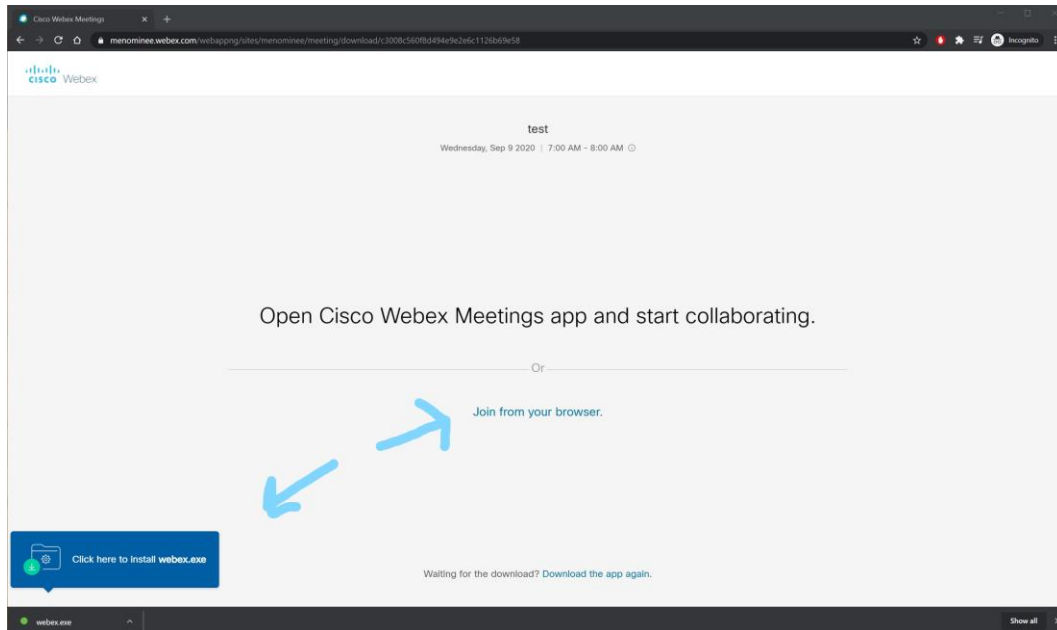
Join Meeting



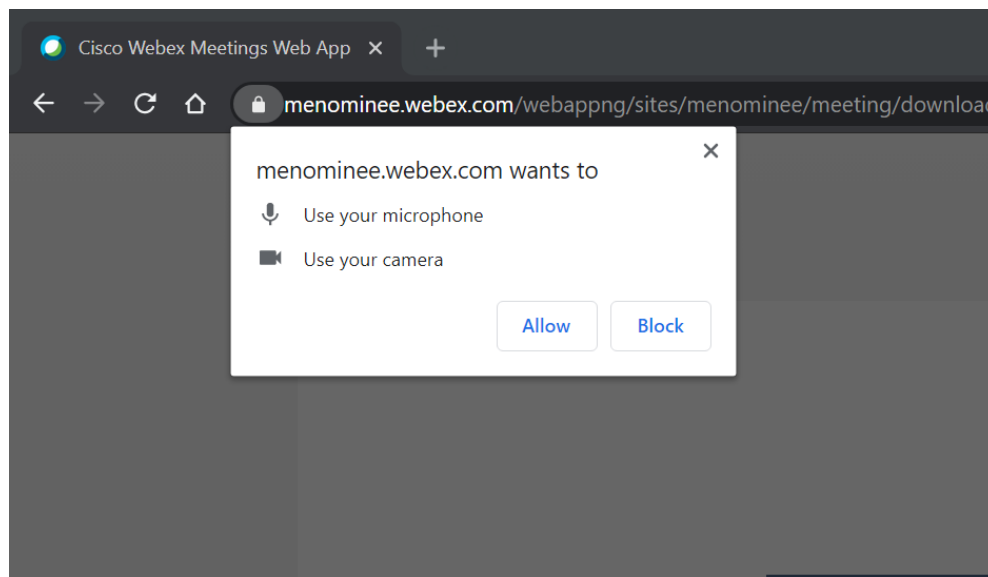
If this is your first time, the WebEx app will start downloading. You can run the installer on the bottom left of your screen.

OR

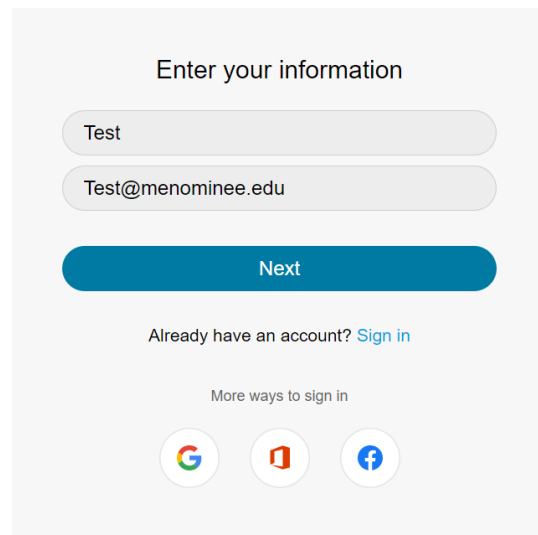
You can click “join from your browser” to join the call without installing the app



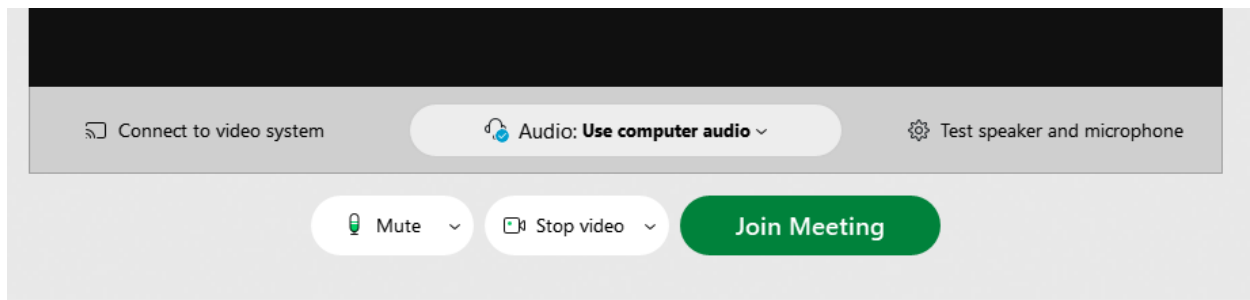
If you joined from your browser you will need to give the browser permission to your microphone and camera. Click “Allow” on the popup.



Either way you join, you'll then be asked to enter in a display name and your Menominee email address



This last screen lets you check your Audio and Video before joining the meeting. Make sure the Audio field is set to your computer Audio and click the Start/Stop Video button to turn your camera on or off as you please. Click Join Meeting when you're ready.



A couple notes:

If you are on a poor internet connection you can turn your Video off to reduce bandwidth use.

Use the "Mute" button to mute your microphone when you're not speaking. This reduces background noise for others.